


## PROCESS FLOW FOR PAYMENT OF GOVERNMENT TAXES TO THE GOVERNMENT OF ODISHA


Please log on to <https://www.odishatreasury.gov.in/webportal/>


The screenshot displays the web portal of the Directorate of Treasuries and Inspection, Government of Orissa. The browser window shows the URL <https://www.odishatreasury.gov.in/webportal/>. The page header includes the department name, contact information (Toll free: 1800 3456739), and the date (Saturday, July 21, 2012). The left sidebar contains a 'HOME' menu with links to About Us, Organogram, Organisation Locator, Code / Rule, Notice / Circular, Public Grievance, Guest Book, Feedback, Right To Information, Download Forms, and FAQ. The central banner features a 'Citizen' logo and an 'About Us' section. The right sidebar, titled 'e-Services', lists various online services: e-Payment (highlighted with a red circle and a 'Click here' callout), Online Challan Status & MIS, Online Bill, Cyber Treasury, Bank Interface, RBI Interface, AG Interface, Online Budget Interface (with a 'Select User Type' dropdown and a 'Go' button), and Works Expenditure (with a 'Select User Type' dropdown). The bottom of the page includes a 'Call Log' button and a section for 'e-Form for online bill submission'.


Please click on to respective tab for filling up the challan details


**Directorate of Treasuries and Inspection**  
Finance Department, Government of Odisha


ONLINE CHALLAN SUBMISSION


Commercial Taxes

MV Tax

Mining

Examination Fees

State Excise

Other Deposits

**HELP INSTRUCTIONS**  
•According to the purpose of the challan, click an appropriate ICON shown above.It will redirect you to the relevant form to be filled up.

**Coming soon: Examination Fees and State Excise**