

**Name of Listed Entity : HDFC BANK LTD**  
**Script Code and name : NSE - HDFCBANK , BSE - 500180**  
**Shareholding pattern filed under Reg. 31(1)(b)**  
**Quarter Ended : 31.03.2024**



		Promoter and Promoter Group	Public	Non Promoter Non Public
Sr. No.	Particulars	Yes/No	Yes/No	Yes/No
1	Whether the Listed Entity has issued any partly paid up shares?	NO	NO	NO
2	Whether the Listed Entity has issued any Convertible Securities or Warrants?	NO	NO	NO
3	Whether the Listed Entity has any shares against which depository receipts are issued?	NO	NO	YES
4	Whether the Listed Entity has any shares in locked-in?	NO	NO	NO
5	Whether any shares held by promoters are pledged or otherwise encumbered?	NO	NA	NA
6	Whether the Listed Entity has issued any Differential Voting Rights?	NO	NO	NO

Table I - Summary Statement holding of specified securities

Name of Listed Entity: HDFC BANK LTD

Benpos Date: 31.03.2024

Face Value 1.00



Category (I)	Category of shareholder (II)	Nos. of share holders (III)	No. of fully paid up equity shares held (IV)	No. of partly paid-up equity shares held (V)	Nos. of shares underlying Depository Receipts (VI)	Total Nos. shares held (VII = IV+V+VI)	Shareholding as a % of total no. of shares (Calculated as per SCRR, 1957) (VIII) As a % of (A+B+C2)	Number of voting Rights held in each class of securities (IX)				No of shares underlying outstanding convertible Securities (including warrants) (X)	Shareholding as a % assuming full conversion of convertible securities(as a % of diluted share capital) (XI) =(VII)+(X) as a % of A+B+C2	Number of Locked in shares (XII)		Number of shares pledged or encumbered (XIII)		Number of equity shares held in dematerializ ed form (XIV)
								No of voting Rights			Total as a % of (A+B+ C)			No. (a)	As a % of total shares held (b)	No. (a)	As a % of total shares held (b)	
								Class X	Class Y	Total								
(A)	Promoter and Promoter Group	0	0	0	0	0	0.00	0	0	0	0.00	0	0	0	0.00	0	0.0000	0
(B)	Public	4121811	6568535110	0	0	6568535110	100.00	6557370771	0	6557370771	100.00	0	0	0	0.00	0	0.0000	6560873199
(C)	Non Promoter - Non Public	4	260027	0	1028115525	1028375552	0.00	0	0	0	0.00	0	0	0	0.00	0	0.0000	1028375552
(C1)	Shares underlying DRs	2	247992	0	1028115525	1028363517	0.00	247992	0	247992	0.00	0	0	0	0.00	0	0.0000	1028363517
(C2)	Shares held by Employee Trusts	2	12035	0	0	12035	0.00	12035	0	12035	0.00	0	0	0	0.00	0	0.0000	12035
	Total	4121815	6568795137	0	1028115525	7596910662	100.00	6557630798	0	6557630798	100.00	0	0.00	0	0.00	0	0.0000	7589248751

Table II - Statement showing Shareholding Pattern of the Promoter and Promoter Group

Name of Listed Entity: HDFC BANK LTD

Quarter ended: 31.03.2024

Face Value 1.00



	Category and Name of the shareholders (I)	No. of shareh olders (III)	No. of fully paid up equity shares held (IV)	Partly paid-up equity shares held (V)	Nos. of shares underlying Depository Receipts (VI)	Total Nos. shares held (VII = IV+V+VI)	Shareholding % calculate as per SCRR 1957 As a % of (A+B+C2) (VIII)	Number of voting Rights held in each class of securities (IX)				No of shares underlying outstanding convertible Securities (including warrants) (X)	Shareholding as a % assuming full conversion of convertible securities(as a percentage of diluted share capital) (XI)=(VII)+(X) as a % of A+B+C2	Number of Locked in shares (XII)		Number of shares pledged or encumbered (XIII)		Number of equity shares held in dematerializ ed form (XIV)	Entity Type i.e. Promoter or Promoter Group Entity
								No of voting Rights			Total as a % of Total voting rights			No. (a)	As a % of total shares held (b)	No. (a)	As a % of total shares held (b)		
								Class X	Class Y	Total									
1	Indian																		
(a)	Individuals/Hindu Undivided Family	0	0	0	0	0	0.00	0	0	0	0.00	0	0	0	0.00	0	0.0000	0	
(b)	Central Government/State Government(s)	0	0	0	0	0	0.00	0	0	0	0.00	0	0	0	0.00	0	0.0000	0	
(c)	Financial Institutions / Banks	0	0	0	0	0	0.00	0	0	0	0.00	0	0	0	0.00	0	0.0000	0	
(d)	Any Other (specify)	0	0	0	0	0	0.00						0	0.00	0	0.0000	0		
(d)(i)	Bodies Corporate	0	0	0	0	0	0.00	0	0	0	0.00	0	0.00	0	0.00	0	0.0000	0	
	Sub Total (A)(2)	0	0	0	0	0	0.00	0	0	0	0.00	0	0	0	0.00	0	0.00	0	
2	Foreign	0	0	0	0	0	0.00	0	0	0	0.00	0	0	0	0.00	0	0.0000	0	
(a)	Individuals (Non-Resident Individuals/Foreign Individuals)	0	0	0	0	0	0.00	0	0	0	0.00	0	0	0	0.00	0	0.0000	0	
(b)	Government	0	0	0	0	0	0.00	0	0	0	0.00	0	0	0	0.00	0	0.0000	0	
(c)	Institutions	0	0	0	0	0	0.00	0	0	0	0.00	0	0	0	0.00	0	0.0000	0	
(d)	Foreign Portfolio Investor	0	0	0	0	0	0.00	0	0	0	0.00	0	0	0	0.00	0	0.0000	0	
(e)	Any Other (specify)	0	0	0	0	0	0.00	0	0	0	0.00	0	0	0	0.00	0	0.0000	0	
(e)(i)	Bodies Corporate																		
	Sub Total (A)(2)	0	0	0	0	0	0.00	0	0	0	0.00	0	0	0	0.00	0	0.00	0	
	Total Shareholding of Promoter and Promoter Group (A)=(A)(1)+(A)(2)	0	0	0	0	0	0.00	0	0	0	0.00	0	0	0	0.00	0	0.00	0	


<b>Name of Listed Entity : HDFC BANK LTD</b>	 We understand your world
<b>Script Code and name : NSE - HDFCBANK , BSE - 500180</b>	
<b>Details of Shares which remain unclaimed may be given here along with details such as number of shareholders, outstanding shares held in demat/unclaimed suspense account, voting rights which are frozen etc.</b>	
<b>Quarter Ended : 31.03.2024</b>	
No. of shareholders	No of Shares held

Table III - Statement showing Shareholding Pattern of the Public shareholder

Name of Listed Entity: HDFC BANK LTD


Quarter ended: 31.03.2024

Face Value 1.00



	Category and Name of the shareholders (I)	No. of shareh olders (III)	No. of fully paid up equity shares held (IV)	Partly paid-up equity shares held (V)	Nos. of shares underlying Depository Receipts (VI)	Total Nos. shares held (VII = IV+V+VI)	Shareholding % calculate as per SCRR 1957 As a % of (A+B+C2) (VIII)	Number of voting Rights held in each class of securities (IX)			No of shares underlying outstanding convertible Securities (including warrants) (X)	Total Shareholding as a % assuming full conversion of convertible securities(as a percentage of diluted share capital) (XI)	Number of Locked in shares (XII)	Number of shares pledged or otherwise encumbered (XIII)	Number of equity shares held in dematerializ ed form (XIV)	Sub-categorization of shares (XV)			
								No of voting Rights								Total as a % of Total voting rights	Sub-category (i)	Sub-category (ii)	Sub-category (iii)
								Class X	Class Y	Total									
1	Institutions (Domestic)																		
(a)	Mutual Funds	580	1521842140	0	0	1521842140	23.17	1521842140	0	1521842140	23.21	0	0.00	0	0.00	1521842140	0	0	
	SBI NIFTY 50 ETF	0	440585075	0	0	440585075	6.71	440585075	0	440585075	6.72	0	0.00	0	0.00	440585075	0	0	
	HDFC TRUSTEE COMPANY LTD. A/C HDFC BALANCED ADVANTAGE FUND	0	170565154	0	0	170565154	2.60	170565154	0	170565154	2.60	0	0.00	0	0.00	170565154	0	0	
	ICICI PRUDENTIAL VALUE DISCOVERY FUND	0	164729251	0	0	164729251	2.51	164729251	0	164729251	2.51	0	0.00	0	0.00	164729251	0	0	
	UTI - NIFTY EXCHANGE TRADED FUND	0	133295707	0	0	133295707	2.03	133295707	0	133295707	2.03	0	0.00	0	0.00	133295707	0	0	
	NIPPON LIFE INDIA TRUSTEE LTD-A/C NIPPON INDIA ETF NIFTY 50 BEES	0	108968248	0	0	108968248	1.66	108968248	0	108968248	1.66	0	0.00	0	0.00	108968248	0	0	
(b)	Venture Capital Funds	0	0	0	0	0	0.00	0	0	0	0.00	0	0.00	0	0.00	0	0	0	
(c)	Alternate Investment Funds	120	30474790	0	0	30474790	0.46	30474790	0	30474790	0.46	0	0.00	0	0.00	30474790	0	0	
(d)	Banks	43	604872	0	0	604872	0.01	604872	0	604872	0.01	0	0.00	0	0.00	593212	0	0	
(e)	Insurance Companies	226	532888807	0	0	532888807	8.11	532888807	0	532888807	8.13	0	0.00	0	0.00	532888807	0	0	
	LIFE INSURANCE CORPORATION OF INDIA	0	345177854	0	0	345177854	5.26	345177854	0	345177854	5.26	0	0.00	0	0.00	345177854	0	0	
(f)	Provident Funds / Pension Funds	48	103775514	0	0	103775514	1.58	103775514	0	103775514	1.58	0	0.00	0	0.00	103775514	0	0	
	NPS TRUST- A/C HDFC PENSION MANAGEMENT COMPANY LTD SCHEME	0	103775514	0	0	103775514	1.58	103775514	0	103775514	1.58	0	0.00	0	0.00	103775514	0	0	
(g)	Asset Reconstruction Companies	0	0	0	0	0	0.00	0	0	0	0.00	0	0.00	0	0.00	0	0	0	
(h)	Sovereign Wealth Funds	4	11601089	0	0	11601089	0.18	11601089	0	11601089	0.18	0	0.00	0	0.00	11601089	0	0	
(i)	NBFCs registered with RBI	38	5536998	0	0	5536998	0.08	5536998	0	5536998	0.08	0	0.00	0	0.00	5536998	0	0	
(j)	Other Financial Institutions	2	67040	0	0	67040	0.00	67040	0	67040	0.00	0	0.00	0	0.00	67040	0	0	
(k)	Any Other (specify)	0	0	0	0	0	0.00	0	0	0	0.00	0	0.00	0	0.00	0	0	0	
(k)(i)	Qualified Institutional Buyer	0	0	0	0	0	0.00	0	0	0	0.00	0.00	0.00	0.00	0.00	0.00	0	0	
	Sub Total (B)(1)	1061	2206791250	0	0	2206791250	33.60	2206791250	0	2206791250	33.65	0	0.00	0	0.00	2206779590	0	0	
2	Institutions (Foreign)																		
(a)	Foreign Direct Investment	0	0	0	0	0	0.00	0	0	0	0.00	0	0.00	0	0.00	0	0	0	
(b)	Foreign Venture Capital Investors	0	0	0	0	0	0.00	0	0	0	0.00	0	0.00	0	0.00	0	0	0	
(c)	Sovereign Wealth Funds	0	0	0	0	0	0.00	0	0	0	0.00	0	0.00	0	0.00	0	0	0	
(d)	Foreign Portfolio Investors Category I	2415	2952626981	0	0	2952626981	44.95	2952626981	0	2952626981	45.03	0	0.00	0	0.00	2952626981	0	0	
	GOVERNMENT OF SINGAPORE	0	153906584	0	0	153906584	2.34	153906584	0	153906584	2.35	0	0.00	0	0.00	153906584	0	0	
	GOVERNMENT PENSION FUND GLOBAL	0	94884297	0	0	94884297	1.44	94884297	0	94884297	1.45	0	0.00	0	0.00	94884297	0	0	
	VANGUARD TOTAL INTERNATIONAL STOCK INDEX FUND	0	76705955	0	0	76705955	1.17	76705955	0	76705955	1.17	0	0.00	0	0.00	76705955	0	0	
(e)	Foreign Portfolio Investors Category II	241	188065137	0	0	188065137	2.86	188065137	0	188065137	2.87	0	0.00	0	0.00	188065137	0	0	
(f)	Overseas Depositories (holding DRs)(balancing figure)	0	0	0	0	0	0.00	0	0	0	0.00	0	0.00	0	0.00	0	0	0	
(g)	Any Other (specify)	7	1238090	0	0	1238090	0.02	1238090	0	1238090	0.02	0	0.00	0	0.00	1238090	0	0	
(g)(i)	FI	4	1225955	0	0	1225955	0.02	1225955	0	1225955	0.02	0	0.00	0	0.00	1225955	0	0	
(g)(ii)	Foreign Banks	3	12135	0	0	12135	0.00	12135	0	12135	0.00	0	0.00	0	0.00	12135	0	0	
(g)(iii)	Foreign Portfolio Investors Category III	0	0	0	0	0	0.00	0	0	0	0.00	0	0.00	0	0.00	0	0	0	
(g)(iv)	Any Other	0	0	0	0	0	0.00	0	0	0	0.00	0	0.00	0	0.00	0	0	0	
	Sub Total (B)(2)	2663	3141930208	0	0	3141930208	47.83	3141930208	0	3141930208	47.91	0	0.00	0	0.00	3141930208	0	0	
3	Central Government/State Government(s)																		
(a)	Central Government / President of India	5	73493	0	0	73493	0.00	73493	0	73493	0.00	0	0	0	0	73493	0	0	
(b)	State Government / Governor	1	50400	0	0	50400	0.0008	50400	0	50400	0.0008	0	0	0	0	50400	0	0	
(c)	Shareholding by Companies or Bodies Corporate where Central / S	1	3000	0	0	3000	0	3000	0	3000	0	0	0	0	0	3000	0	0	
(d)	Any Other (specify)	0	0	0	0	0	0.00	0	0	0	0.00	0	0	0	0	0	0	0	
	OTHERS	0	0	0	0	0	0.00	0	0	0	0.00	0	0	0	0	0	0	0	
	Sub Total (B)(3)	7	126893	0	0	126893	0.00	126893	0	126893	0.00	0	0	0	0	126893	0	0	
4	Non-institutions																		
(a)	Associate companies / Subsidiaries	1	29585500	0	0	29585500	0.45	29585500	0	29585500	0.45	0	0	0	0	29585500	0	0	
(b)	Directors and their relatives (excluding independent directors and	42	14144683	0	0	14144683	0.22	14144683	0	14144683	0.22	0	0	0	0	14144683	0	0	
(c)	Key Managerial Personnel	2	9196	0	0	9196	0.00	9196	0	9196	0.00	0	0	0	0	9196	0	0	
(d)	Relatives of promoters (other than immediate relatives of promot	0	0	0	0	0	0.00	0	0	0	0.00	0	0	0	0	0	0	0	
(e)	Trusts where any person belonging to 'Promoter and Promoter Gr	0	0	0	0	0	0.00	0	0	0	0.00	0	0	0	0	0	0	0	
(f)	Investor Education and Protection Fund (IEPF)	1	10283395	0	0	10283395	0.16	10283395	0	10283395	0.16	0	0	0	0	10283395	0	0	
(g)	Resident Individuals holding nominal share capital up to Rs. 2 lakh	4025833	834307107	0	0	834307107	12.70	834307107	0	834307107	12.72	0	0	0	0	826789376	0	0	
(h)	Resident Individuals holding nominal share capital in excess of Rs.	257	121709056	0	0	121709056	1.85	121709056	0	121709056	1.86	0	0	0	0	121709056	0	0	
(i)	Non Resident Indians (NRIs)	33542	21093462	0	0	21093462	0.32	21093462	0	21093462	0.32	0	0	0	0	21079882	0	0	

(j)	Foreign National	6	6302	0	0	6302	0.00	6302	0	6302	0.00	0	0	0	0	0	6302	0	0
(k)	Foreign Companies	2	27718564	0	0	27718564	0.42	27718564	0	27718564	0.42	0	0	0	0	0	27718024	0	0
(l)	Bodies Corporate	12342	136228310	0	0	136228310	2.07	136228310	0	136228310	2.08	0	0	0	0	0	136123090	0	0
(m)	Any Other (specify)	46052	24601184	0	0	24601184	0.37	23720240	0	23720240	0.36	0	0	0	0	0	24588004	0	0
(m)(i)	Trusts	157	3038828	0	0	3038828	0.05	3038828	0	3038828	0.05	0	0	0	0	0	3027648	0	0
(m)(ii)	HUF	45867	14626350	0	0	14626350	0.22	14626350	0	14626350	0.22	0	0	0	0	0	14624350		
(m)(iii)	Clearing Member	25	362074	0	0	362074	0.01	362074	0	362074	0.01	0	0	0	0	0	362074	0	0
(m)(iv)	Unclaimed Shares	1	880944	0	0	880944	0.01	0	0	0	0.00	0	0	0	0	0	880944	0	0
(m)(v)	Physical Shares	1	5688658	0	0	5688658	0.0866	5688658	0	5688658	0.0868	0	0	0	0	0	5688658	0	0
(m)(vi)	Fraction Shares	0	0	0	0	0	0	0	0	0	0	0	0	0	0	0	0	0	0
(m)(vii)	Escrow Demat A/C	1	4330	0	0	4330	0.0001	4330	0	4330	0.0001	0	0	0	0	0	4330	0	0
	<b>Sub Total (B)(4)</b>	<b>4118080</b>	<b>1219686759</b>	<b>0</b>	<b>0</b>	<b>1219686759</b>	<b>18.5686</b>	<b>1208522420</b>	<b>0</b>	<b>1208522420</b>	<b>18.43</b>	<b>0</b>	<b>0</b>	<b>0</b>	<b>0</b>	<b>0</b>	<b>1212036508</b>	<b>0</b>	<b>0</b>
	<b>Total Public Shareholding (B)=(B)(1)+(B)(2)+(B)(3)+(B)(4)</b>	<b>4121811</b>	<b>6568535110</b>	<b>0</b>	<b>0</b>	<b>6568535110</b>	<b>100</b>	<b>6557370771</b>	<b>0</b>	<b>6557370771</b>	<b>100</b>	<b>0</b>	<b>0</b>	<b>0</b>	<b>0</b>	<b>0</b>	<b>6560873199</b>	<b>0</b>	<b>0</b>

Name of Listed Entity : HDFC BANK LTD		 We understand your world	
Script Code and name : NSE - HDFCBANK , BSE - 500180			
Details of the shareholders acting as persons in Concert including their Shareholding:			
Quarter Ended : 31.03.2024			
Name of shareholder	Name of PAC	No. of shareholders	Holding %
NA	NA	NA	NA


Name of Listed Entity : HDFC BANK LTD	
	We understand your world
Script Code and name : NSE - HDFCBANK , BSE - 500180	
Details of Shares which remain unclaimed may be given here along with details such as number of shareholders, outstanding shares held in demat/unclaimed suspense account, voting rights which are frozen etc.	
Quarter Ended : 31.03.2024	
No. of shareholders	No of Shares held
2187	880944



Table IV - Statement showing Shareholding Pattern of the Non Promoter - Non Public shareholder

Name of Listed Entity: HDFC BANK LTD

Quarter ended: 31.03.2024



Face Value 1.00

	Category and Name of the shareholders (I)	No. of shareh olders (III)	No. of fully paid up equity shares held (IV)	Partly paid-up equity shares held (V)	Nos. of shares underlying Depository Receipts (VI)	Total Nos. shares held (VII = IV+V+VI)	Shareholding % calculate as per SCRR 1957 As a % of (A+B+C2) (VIII)	Number of voting Rights held in each class of securities (IX)				No of shares underlying outstanding convertible Securities (including warrants) (X)	Total Shareholding as a % assuming full conversion of convertible securities(as a percentage of diluted share capital) (XI)	Number of Locked in shares (XII)		Number of shares pledged or otherwise encumbered (XIII)		Number of equity shares held in dematerializ ed form (XIV)
								No of voting Rights			Total as a % of Total voting rights			No. (a)	As a % of total shares held (b)	No. (a) (Not Applicable)	As a % of total shares held (b) (Not Applicable)	
								Class X	Class Y	Total								
(C1)	Custodian/ DR Holder	2	247992	0	1028115525	1028363517	15.66	247992	0	247992	0.00	0	0	0.00	0	0.00	1028363517	
	JP MORGAN CHASE BANK, NA	0	0	0	1028115525	1028115525	15.65	0	0	0	0.00	0	0	0.00	0	0.00	1028115525	
(C2)	Employee Benefit Trust / Employee Welfare Trust under SEBI (Share Based Employee Benefits and Sweat Equity)	2	12035	0	0	12035	0.00	12035	0	12035	0.00	0	0	0.00	0	0.00	12035	
	Total Non-Promoter-Non Public Shareholding (C) = (C)(1)+(C)(2)	4	260027	0	1028115525	1028375552	15.66	260027	0	260027	0.00	0	0	0.00	0	0.00	1028375552	

Name of the Company : HDFC Bank Limited  
Quarter ended : 31.03.2024



Table V - Statement showing details of Significant Beneficial Owners (SBOs)

[illegible]

**Name of Listed Entity: HDFC BANK LTD**  
**Quarter ended: 31.03.2024**



Table VI - Statement showing Foreign Ownership limits

Particulars	Board Approved Limits (%)	Limits Utilized (%)
As on Shareholding date	74.00	55.54
As on the end of previous 1st quarter	74.00	59.37
As on the end of previous 2nd quarter	74.00	59.25
As on the end of previous 3rd quarter	74.00	66.60
As on the end of previous 4th quarter	74.00	65.74